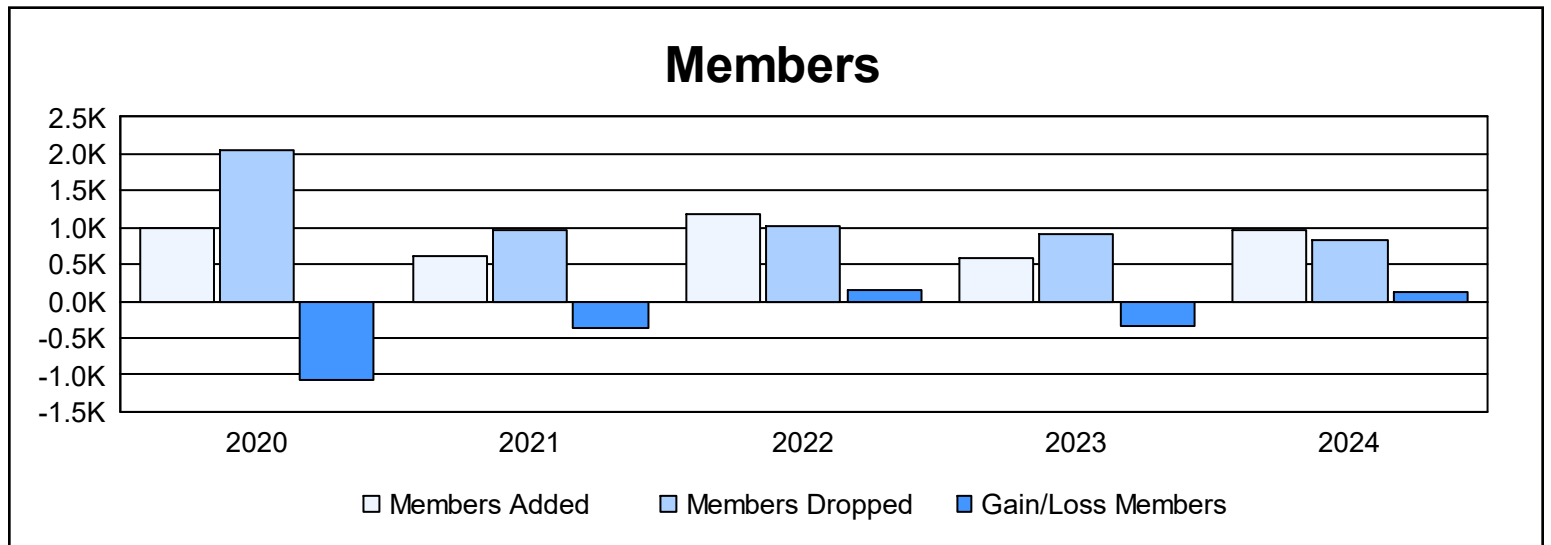
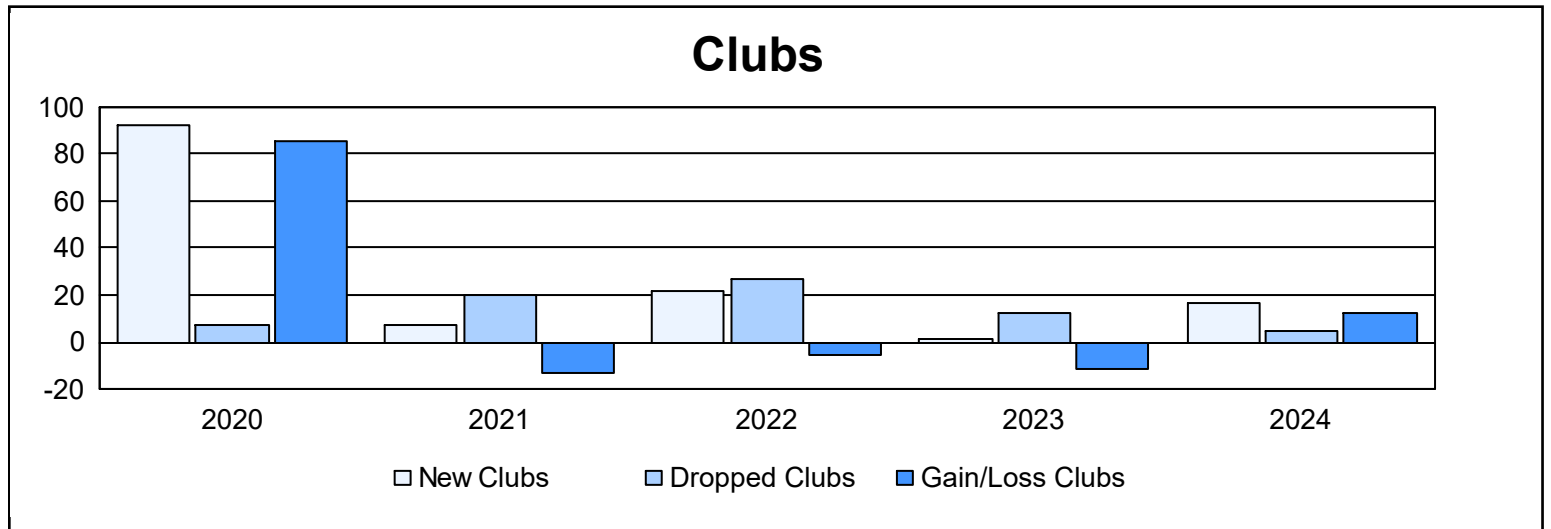
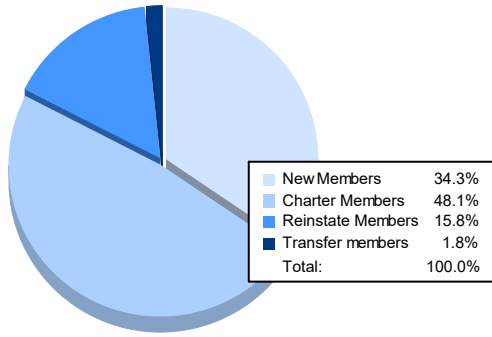


Year	New Clubs	Dropped Clubs	Gain/ Loss Clubs	New Members	Charter Members	Reinstate Members	Transfer Members	Total Member Added	Total Members Dropped	Gain/ Loss Members
2019-2020	92	7	85	193	696	71	22	982	2,064	-1,082
2020-2021	7	20	-13	289	169	134	8	600	976	-376
2021-2022	22	27	-5	553	565	45	14	1,177	1,028	149
2022-2023	1	12	-11	327	107	126	18	578	903	-325
2023-2024	17	5	12	327	458	150	17	952	823	129
Average	28	14	14	338	399	105	16	858	1,159	-301



Membership Composition June 2024 Cumulative



Gender Composition June 2024 Cumulative

